

TC CLOUD CLIENT 1002-TX/TX - Router



2702885

<https://www.phoenixcontact.com/us/products/2702885>

Please be informed that the data shown in this PDF document is generated from our online catalog. Please find the complete data in the user documentation. Our general terms of use for downloads are valid.



Industrial VPN gateway for mGuard Secure Cloud, IPsec communication via operator network, 2-port switch, 1 digital input, 1 digital output

Product description

The CLOUD CLIENT TX/TX is positioned as a cost-effective field device for secure remote maintenance scenarios via the operator network. The devices are optimized for use with the mGuard Secure Cloud. For this reason, all CLOUD CLIENT devices support Virtual Private Networks (VPNs) as standard. A scope of functions optimized for the mGuard Secure Cloud enables quick startup of the devices in the field.

Your advantages

- Secure communication via IPsec
- Configuration via web-based management or microSD card
- Cloud-based VPN infrastructure from Phoenix Contact
- Turnkey VPN infrastructure for operators, machine builders, and systems manufacturers
- Secure and reliable, thanks to industry-proven mGuard security technology

Commercial data

Item number	2702885
Packing unit	1 pc
Minimum order quantity	1 pc
Sales key	DN25
Product key	DNC422
Catalog page	Page 406 (C-6-2019)
GTIN	4055626376783
Weight per piece (including packing)	331.2 g
Weight per piece (excluding packing)	222 g
Customs tariff number	85176200
Country of origin	DE

Technical data

Notes

Utilization restriction

CCCex note	Use in potentially explosive areas is not permitted in China.
------------	---

Product properties

Product type	Remote maintenance gateway
--------------	----------------------------

Insulation characteristics

Pollution degree	2
------------------	---

Electrical properties

Electrical isolation	VCC // FE // Ethernet
Mains type	Ethernet

Supply

Supply voltage range	10 V DC ... 30 V DC (SELV, via pluggable Push-in terminal block)
Typical current consumption	< 200 mA (24 V DC)
Max. current consumption	500 mA

Function

Management	Web-based management, SNMP
------------	----------------------------

Input data

Digital

Description of the input	Digital input
Number of inputs	1
Voltage input signal	10 V DC ... 30 V DC
Switching level "1" signal	10 V DC ... 30 V DC

Output data

Signal

Output name	Digital output
Number of outputs	1
Voltage output signal	10 V DC ... 30 V DC (depending on the operating voltage)
Current output signal	≤ 50 mA (Not short-circuit proof)

Connection data

Supply

Conductor cross section, flexible	0.14 mm ² ... 1.50 mm ²
Conductor cross section, rigid	0.14 mm ² ... 1.50 mm ²
Conductor cross section AWG	26 ... 16

2702885

<https://www.phoenixcontact.com/us/products/2702885>

Interfaces

Signal	Ethernet
Web server	yes

Data: Ethernet interface, 10/100Base-T(X) in accordance with IEEE 802.3

Serial transmission speed	10/100 Mbps, auto negotiation
Connection method	RJ45 jack, shielded
No. of channels	2 (SELV)
Transmission length	100 m (shielded twisted pair)
Protocols supported	TCP/IP, UDP/IP, FTP, HTTP
Auxiliary protocols	ARP, DHCP, PING (ICMP), SNMP V1, SMTP

Dimensions

Width	45 mm
Height	130 mm
Depth	126 mm

Material specifications

Color (Upper housing part)	gray (RAL 7042)
Material (Housing)	Plastic

Mechanical tests

Vibration resistance in accordance with EN 60068-2-6/IEC 60068-2-6	: 5g, 10...150 Hz, 2.5 h, in XYZ direction
Shock in accordance with EN 60068-2-27/IEC 60068-2-27	: 15g

Environmental and real-life conditions

Ambient conditions

Degree of protection	IP20 (Manufacturer's declaration)
Ambient temperature (operation)	0 °C ... 60 °C
Ambient temperature (storage/transport)	0 °C ... 60 °C
Permissible humidity (operation)	10 % ... 95 % (non-condensing)
Permissible humidity (storage/transport)	10 % ... 95 % (non-condensing)

Approvals

CE

Certificate	CE-compliant
-------------	--------------

UL, USA/Canada

Identification	Class I, Zone 2, AEx nA IIC T4 / Ex nA IIC T4 Gc
	Class I, Div. 2, Groups A, B, C, D T4

Corrosive gas test

Identification	ISA-S71.04-1985 G3 Harsh Group A
----------------	----------------------------------

EMC data

Electromagnetic compatibility	Conformance with EMC Directive 2014/30/EU
Noise immunity	EN 61000-6-2

Electrostatic discharge

Standards/regulations	EN 61000-4-2
-----------------------	--------------

Electrostatic discharge

Contact discharge	± 6 kV (Test Level 3)
Discharge in air	± 8 kV (Test Level 3)
Comments	Criterion B

Electromagnetic HF field

Standards/regulations	EN 61000-4-3
-----------------------	--------------

Electromagnetic HF field

Frequency range	80 MHz ... 3 GHz (Test Level 3)
Field intensity	10 V/m
Comments	Criterion A

Fast transients (burst)

Standards/regulations	EN 61000-4-4
-----------------------	--------------

Fast transients (burst)

Input	± 2 kV (Test Level 3)
Signal	± 2 kV (Ethernet)
Comments	Criterion B

Surge current load (surge)

Standards/regulations	EN 61000-4-5
-----------------------	--------------

Surge current load (surge)

Input	± 0.5 kV (symmetrical)
	± 1 kV (asymmetrical)
Signal	± 1 kV (Data line, asymmetrical)
Comments	Criterion B

Conducted interference

Standards/regulations	EN 61000-4-6
-----------------------	--------------

Conducted interference

Frequency range	0.15 MHz ... 80 MHz
Comments	Criterion A
Voltage	10 V

Emitted interference

Radio interference voltage in acc. with EN 55011	Class B, area of application: Industry and residential
Emitted radio interference in acc. with EN 55011	Class B, area of application: Industry and residential

TC CLOUD CLIENT 1002-TX/TX - Router



2702885

<https://www.phoenixcontact.com/us/products/2702885>

Criteria

Criterion A	Normal operating behavior within the specified limits.
Criterion B	Temporary impairment to operational behavior that is corrected by the device itself.

Mounting

Mounting type	DIN rail mounting
---------------	-------------------

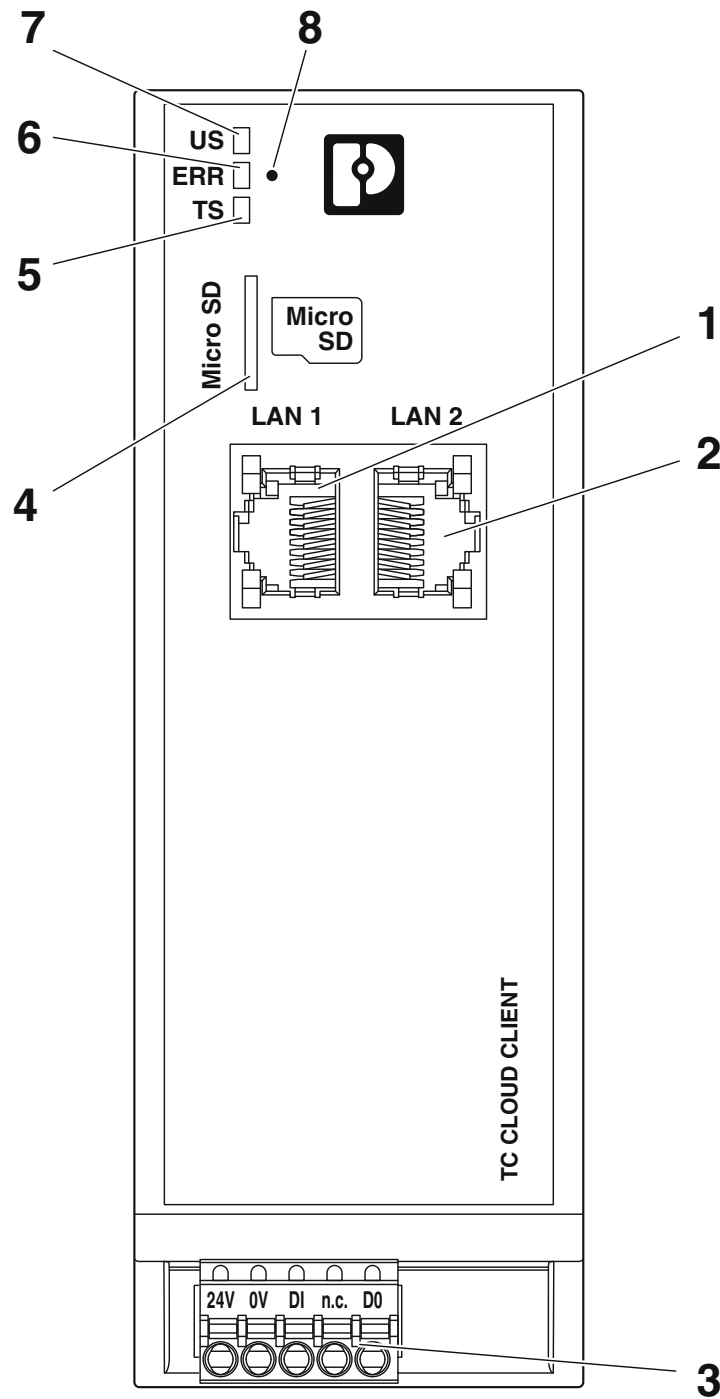
TC CLOUD CLIENT 1002-TX/TX - Router

2702885

<https://www.phoenixcontact.com/us/products/2702885>

Drawings

Schematic diagram



Front view

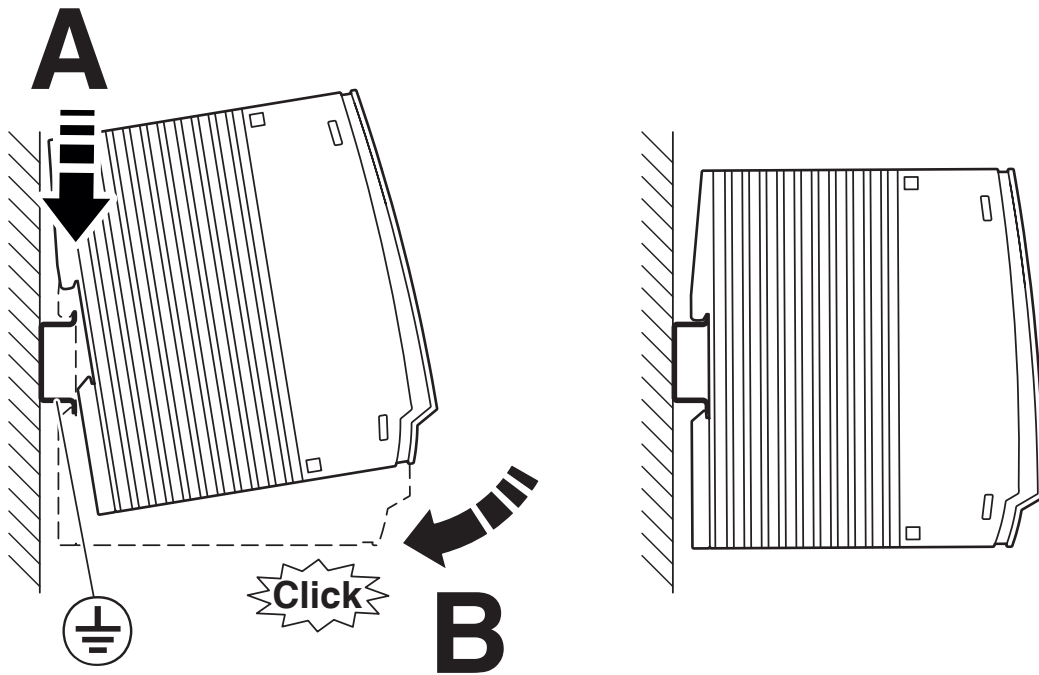
TC CLOUD CLIENT 1002-TX/TX - Router



2702885

<https://www.phoenixcontact.com/us/products/2702885>

Schematic diagram



DIN rail mounting

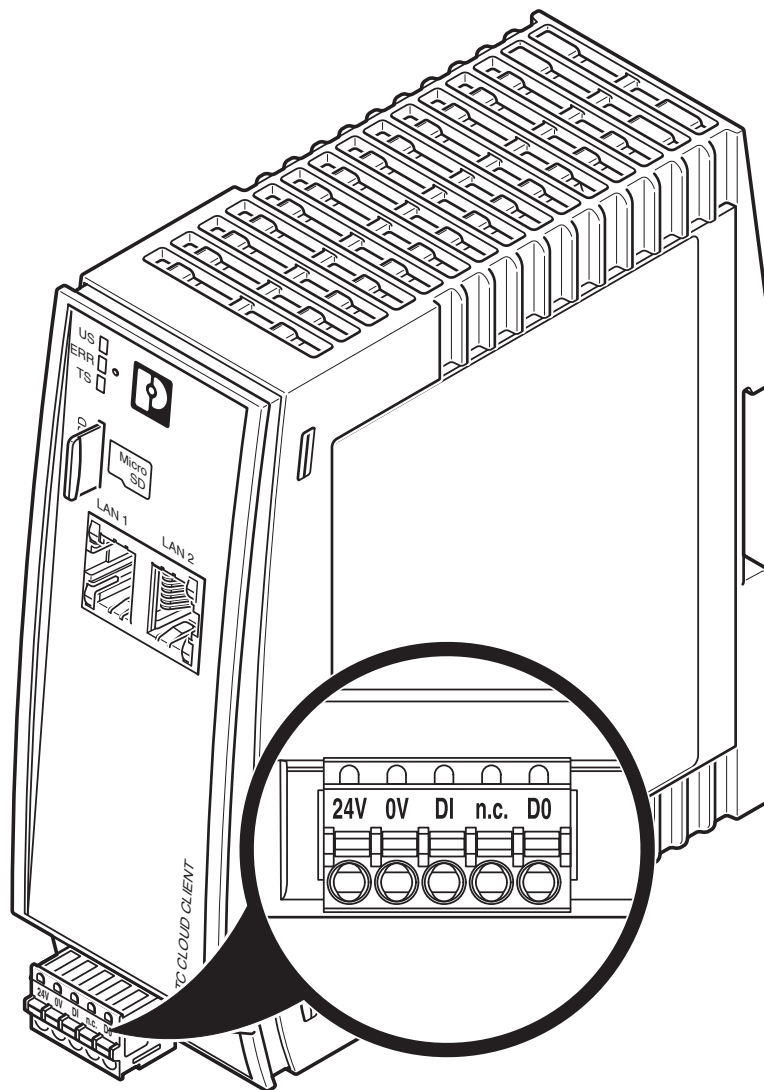
TC CLOUD CLIENT 1002-TX/TX - Router

2702885

<https://www.phoenixcontact.com/us/products/2702885>



Schematic diagram



Connecting the supply voltage

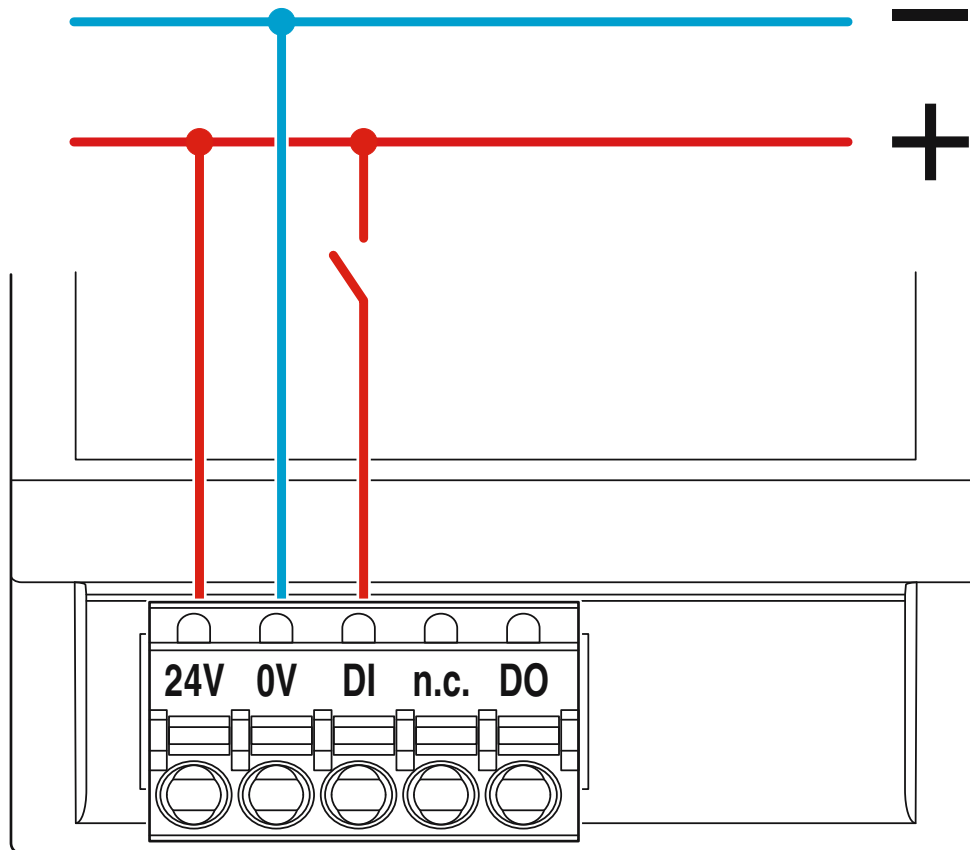
TC CLOUD CLIENT 1002-TX/TX - Router



2702885

<https://www.phoenixcontact.com/us/products/2702885>

Connection diagram



Switching input and switching output

TC CLOUD CLIENT 1002-TX/TX - Router



2702885

<https://www.phoenixcontact.com/us/products/2702885>

Classifications

ECLASS

ECLASS-11.0	19170405
ECLASS-12.0	19170405
ECLASS-13.0	19170405

ETIM

ETIM 9.0	EC001478
----------	----------

UNSPSC

UNSPSC 21.0	43222600
-------------	----------

TC CLOUD CLIENT 1002-TX/TX - Router



2702885

<https://www.phoenixcontact.com/us/products/2702885>

Environmental product compliance

EU RoHS

Fulfills EU RoHS substance requirements	Yes, No exemptions
---	--------------------

China RoHS

Environment friendly use period (EFUP)	EFUP-E
	No hazardous substances above the limits

EU REACH SVHC

REACH candidate substance (CAS No.)	No substance above 0.1 wt%
-------------------------------------	----------------------------

Phoenix Contact 2024 © - all rights reserved
<https://www.phoenixcontact.com>

Phoenix Contact USA
586 Fulling Mill Road
Middletown, PA 17057, United States
(+717) 944-1300
info@phoenixcon.com